



CRS

center for
resource
solutions

REM  2016

Renewable Energy Markets and the Clean Power Plan (Part I)

Thomas Vitolo, Synapse
David Wooley, Keyes, Fox & Wiedman
Ed Holt, Ed Holt & Associates



The Influence of Clean Power Plan Compliance Pathway Choice on Renewable Energy Construction

Renewable Energy Markets 2016

October 17, 2016

Dr. Thomas Vitolo

@TommyVitolo



Synapse Energy Economics

- Founded in 1996 by CEO Bruce Biewald
- Leader for public interest and government clients in providing rigorous analysis of the electric power sector
- Staff of 30 includes experts in energy and environmental economics and environmental compliance

The Clean Power Plan (abridged)

Clean Power Plan and Section 111(d)

- Who?** Applies to existing fossil fuel-fired generators that were in operation or under construction by January 8, 2014 and that meet certain size and production requirements
- What?** Covered units must reduce emissions of carbon dioxide (CO₂) by the amount determined by EPA to reflect the Best System of Emission Reductions (BSER) for the source category
- When?** Compliance targets must be met on average over an 8-year interim compliance period as well as in the final compliance year: 2030
- Where?** Applies to units in 47 states and several Tribal lands (Vermont and Washington D.C. have no covered units; Hawaii, Alaska, Puerto Rico, and Guam will be brought into the program when more data is available on the units in those states/territories)
- Why?** To reduce emissions of CO₂ from the electricity sector in order to reduce the contribution to global climate change

Timeline for Compliance

- First date for compliance pushed back from 2020 to 2022
- Two additional years to complete final State Plans
- States still expected to demonstrate progress during an interim period through 2029 and must meet the final compliance targets by 2030



CPP Compliance Options (abridged)

Two Forms of Compliance

Rate- based

Compliance is determined on a pounds per megawatt hour basis at the unit level or on a state-wide weighted average basis

Mass- based

Compliance is determined on a total tons of CO₂ emitted basis (*EPA has done the translation from rate to mass for each state*)

Two Types of Compliance Plan Approaches

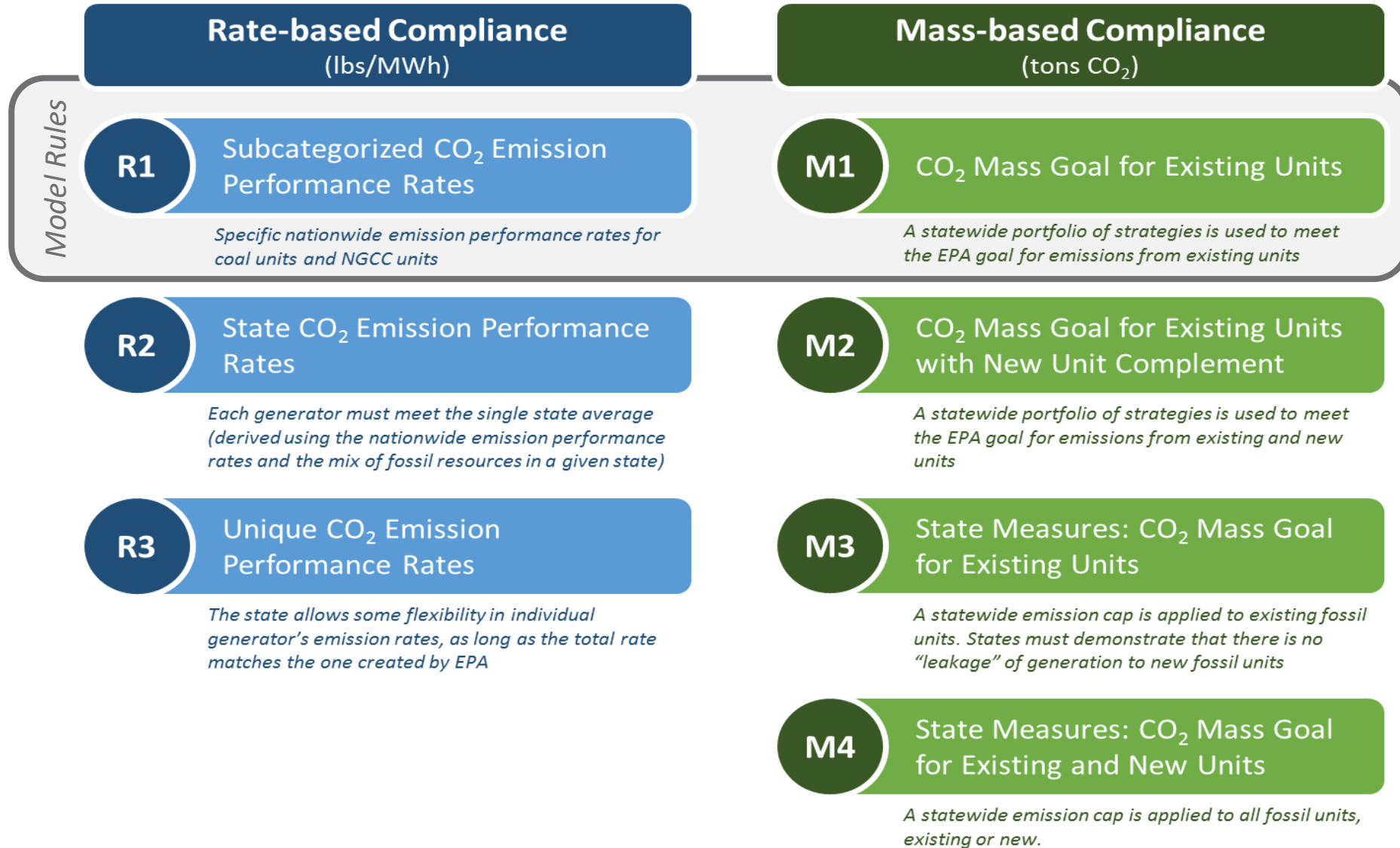
Emission standards plan

Includes source-specific requirements on all units covered by the Clean Power Plan in order to meet the required emissions performance rates or the state-specific rate-based or mass-based goals

State measures plan

Includes a mixture of measures implemented by the state, such as EERS or RPS programs, that are not included in the federally enforceable components of the plan. Must include a backstop of federally enforceable emission standards on all units covered by the Clean Power Plan in case the state measures fail to achieve the required reductions. Available only to states who choose a mass-based compliance pathway.

Potential Compliance Pathways



Emission Trading for Compliance

- Emissions trading is a long-established mechanism for complying with environmental regulations
 - Acid Rain program, Regional Haze, NOx Budget Trading program, CSAPR, CAIR, RGGI in the Northeast, AB 32 in California
- EPA provides a “panoply” of tools to facilitate the use of emissions trading programs in the Clean Power Plan
- Both of EPA’s proposed model rules (rate and mass) include emission budget trading programs
- Trading options limited by compliance pathway

Allowance Trading

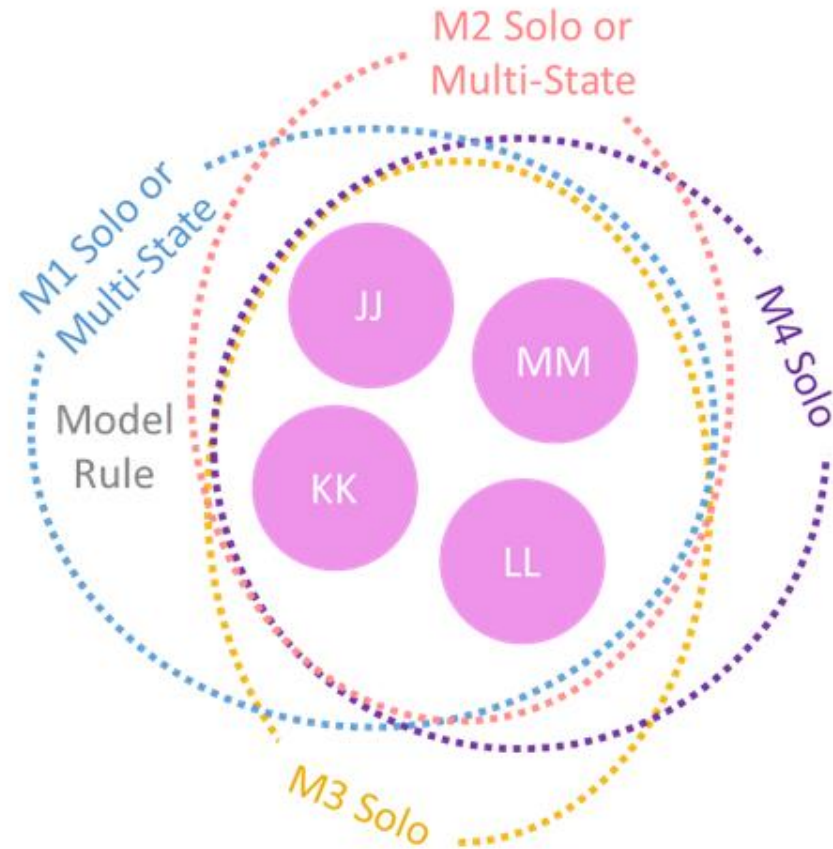
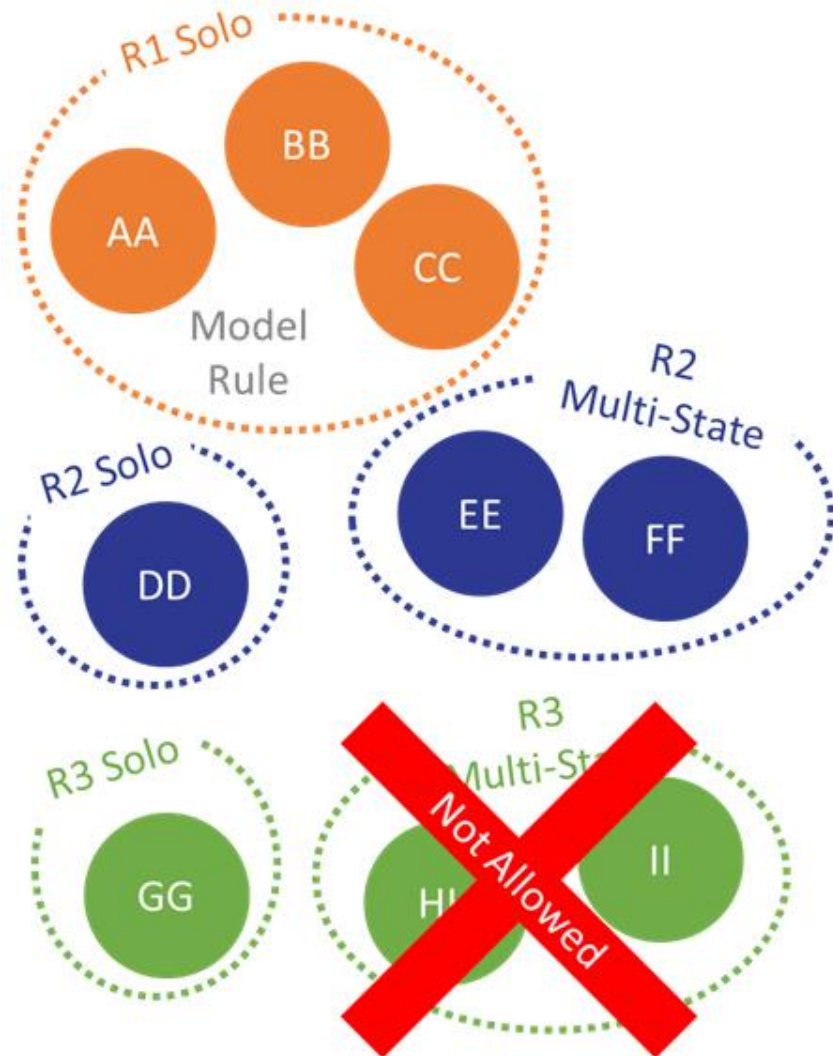
Rate-based

- Emission Rate Credits (ERCs) represent one MWh of zero-emission generation
- ERCs can be produced by EE, RE, new nuclear, or performance uprates at existing nuclear, hydro, and NGCC power plants
- ERCs added to denominator of the lbs/MWh calculation

Mass-based

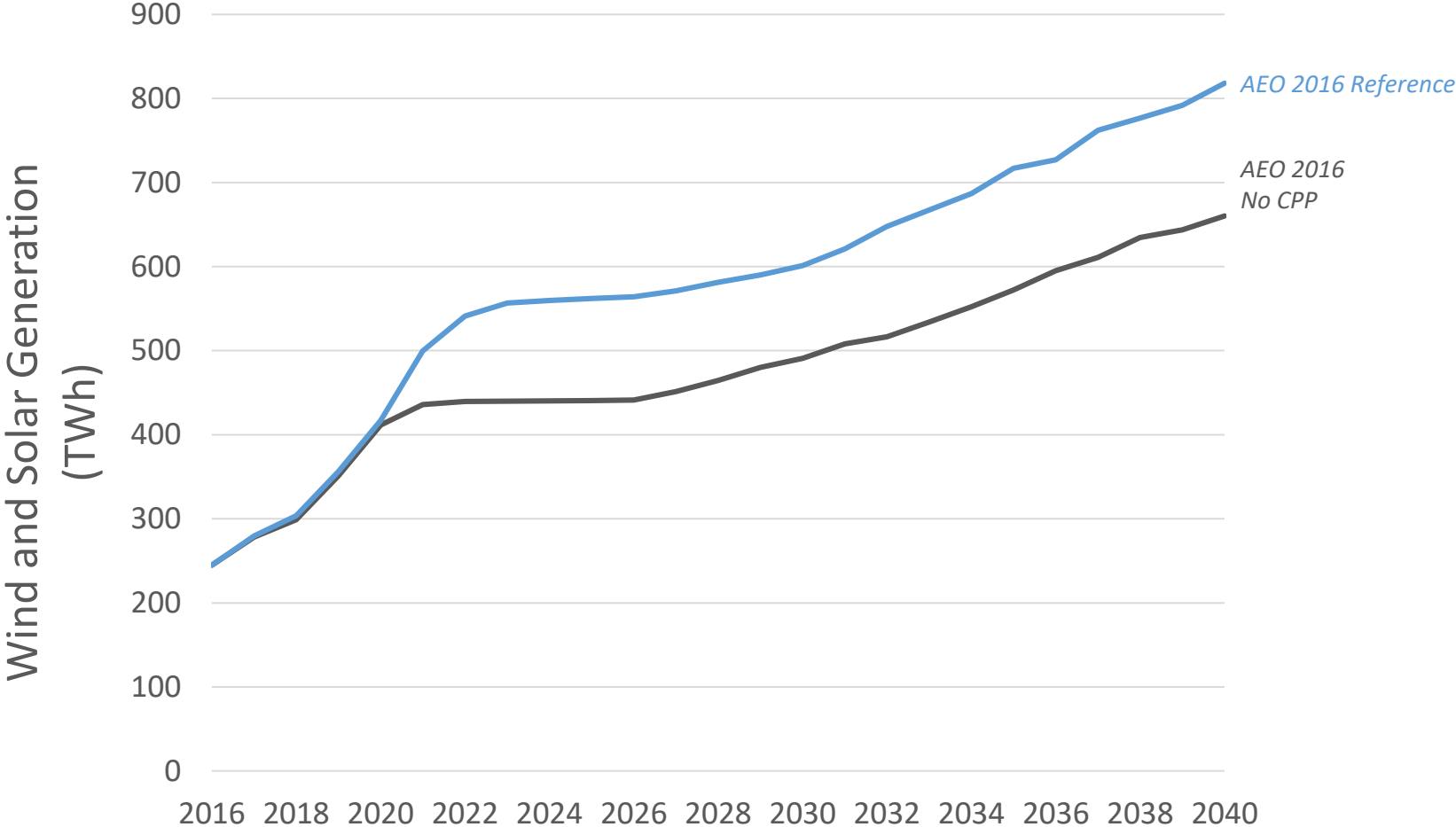
States issued allowances which can be auctioned or given away

Who Can Trade with Whom?



CPP Compliance Pathway Implications on RE Construction

USA Wind and Solar w/ & w/out CPP

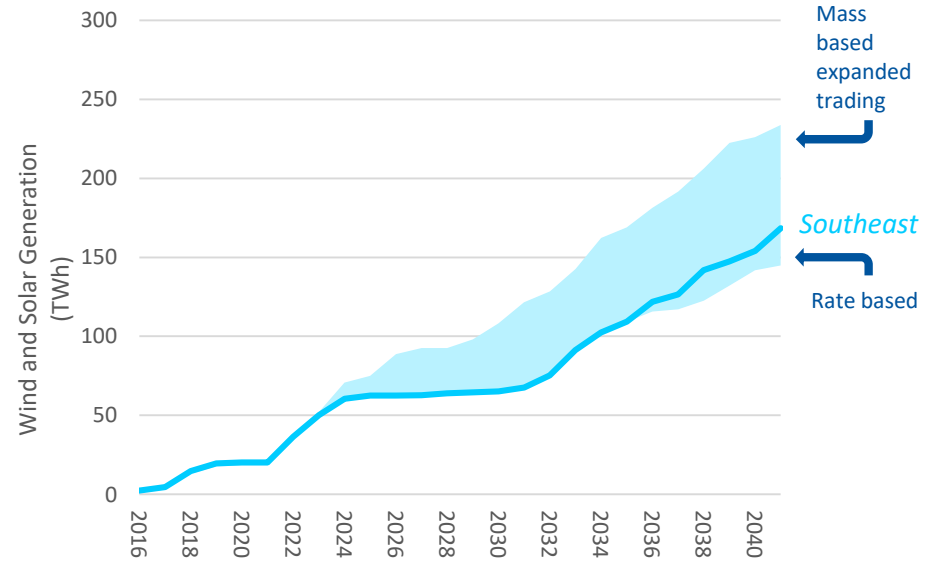
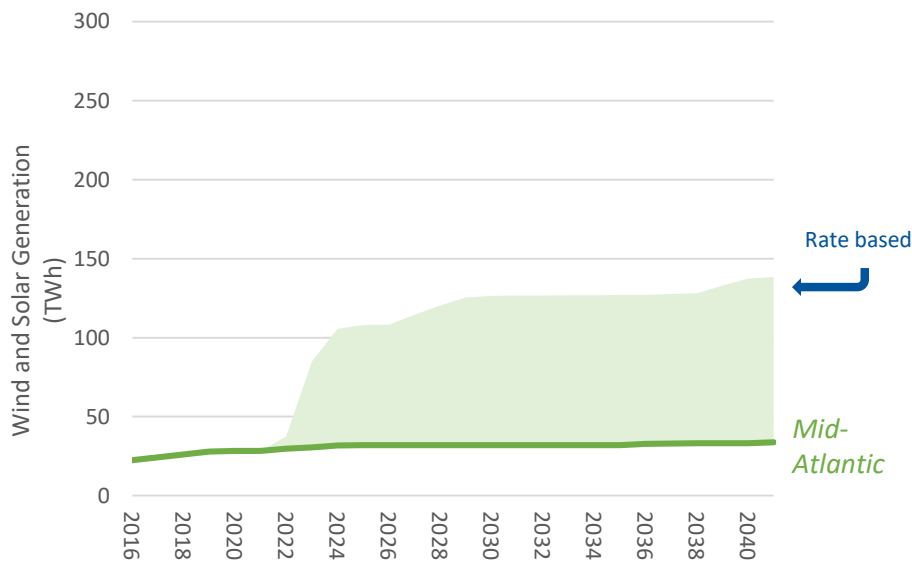
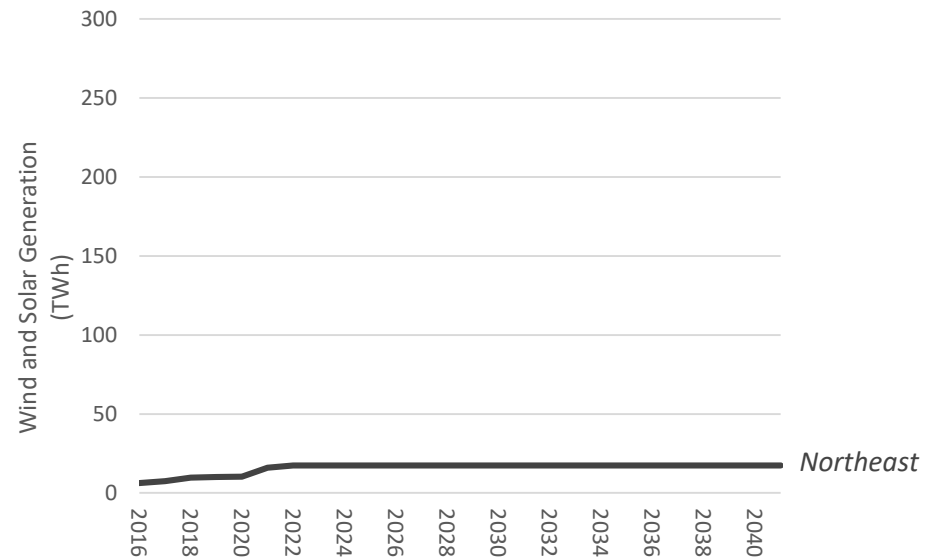
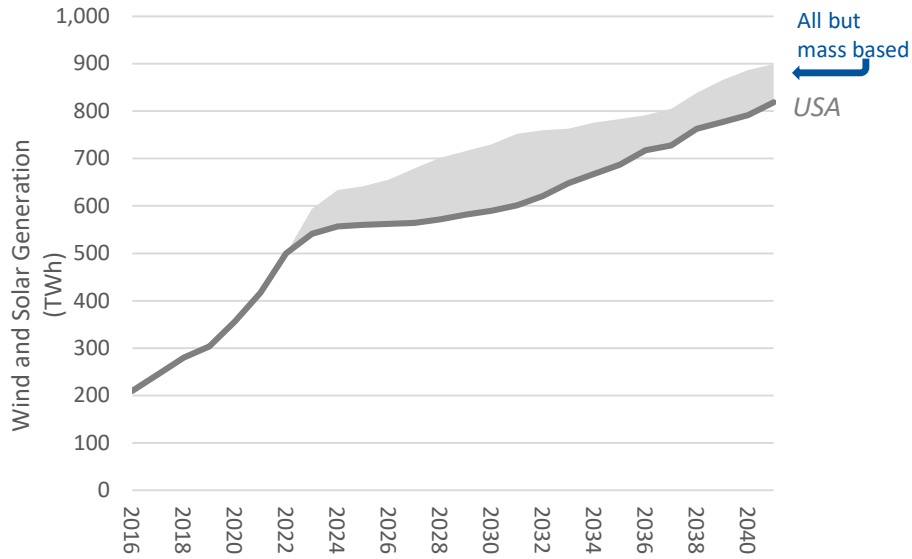


AEO Run Permutations

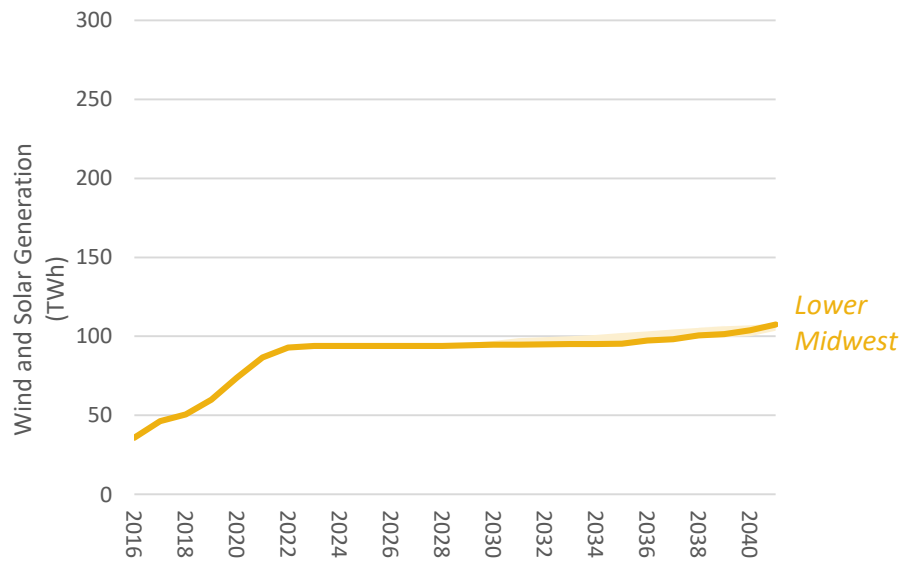
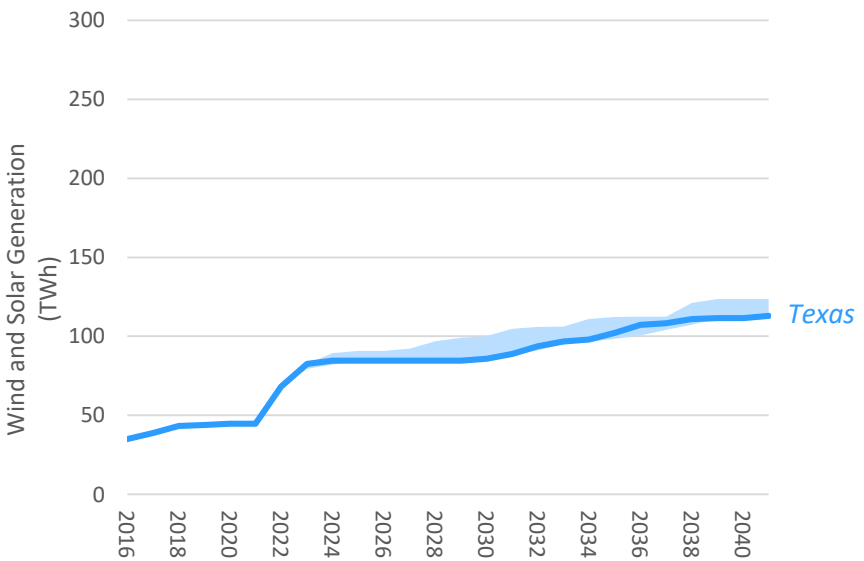
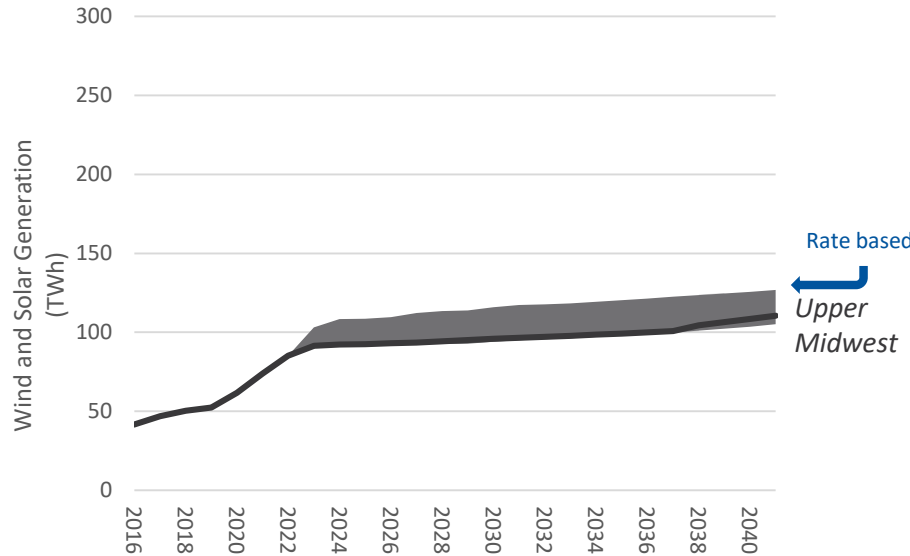
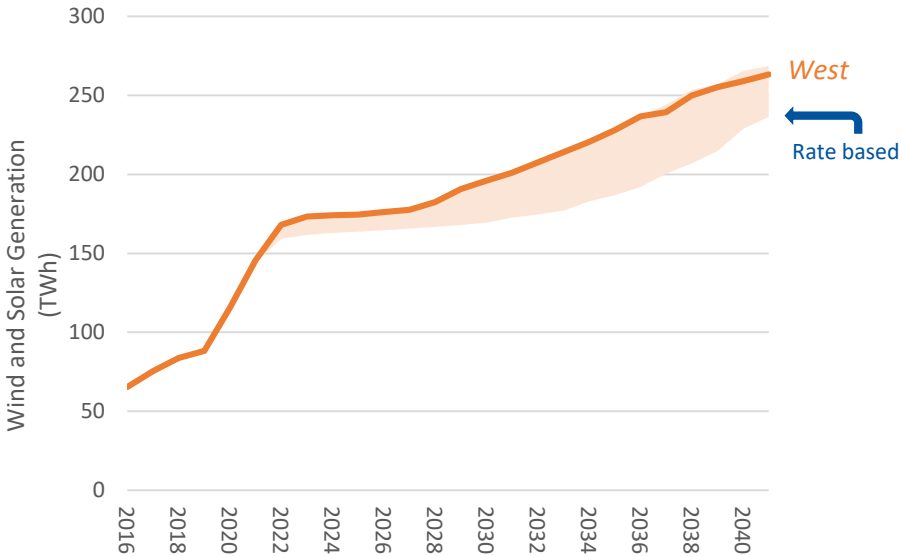
- Reference case: CPP mass-based, new source complement, intraregional trading
- CPP Rate case: intraregional trading
- CPP Extended case: mass-based, new source complement, interregional trading within interconnect
- CPP Hybrid case: RGGI (Northeast) & AB32 (CA) mass-based, remaining rate-based with interregional trading

Other cases include Allocation to Generators case, Extended case

AEO Charts: USA, NE, Mid-A, SE



AEO Charts: West, Upper MW, TX, Lower MW



What Else Could Change CPP RE Results?

- Price of natural gas, coal
- Price of wind, solar
- Changes to Clean Power Plan
- Compliance plan permutations of states, especially with respect to rate vs. mass and within an RTO
- Changes to other environmental policies related to fuel extraction, emissions, carbon trading, renewable portfolio standards, net metering, nuclear subsidies, tax credits, ...

Let's talk.



Dr. Tommy Vitolo



tvitolo@synapse-energy.com



617.453.7036



[@TommyVitolo](https://twitter.com/TommyVitolo)

Related Media

- Jackson, S., Santen, N., and Biewald, B. “Overview of the Final Clean Power Plan.” For the National Association of State Utility Consumer Advocates. August 25, 2015.
- Jackson, S. “Overview of the Clean Power Plan.” 2015 Clean Power Plan Summit of Southeastern Advocates. September 23, 2015. <http://www.synapse-energy.com/sites/default/files/Overview-of-CPP-for-Southeast-Advocates.pdf>
- Energy Information Administration. “Annual Energy Outlook 2016.” July 2016. <http://www.eia.gov/forecasts/aeo/>
- M. J. Bradley & Associates. “EPA’s Clean Power Plan Summary of IPM Modeling Results.” March 4, 2016. http://www.mjbradley.com/sites/default/files/MJBA_CPP_IPM_Summary.pdf
- PJM Interconnection. “EPA’s Final Clean Power Plan Compliance Pathways Economic and Reliability Analysis.” September 1, 2016. <http://www.pjm.com/~media/documents/reports/20160901-cpp-compliance-assessment.ashx>
- MISO Policy & Economic Studies Department. “MISO’s Analysis of EPA’s Final Clean Power Plan Study Report DRAFT.” May 2016. <https://www.misoenergy.org/Library/Repository/Meeting%20Material/Stakeholder/PAC/2016/20160518/20160518%20PAC%20Item%2002a%20DRAFT%20MISO%20Analysis%20of%20EPA%20Final%20Clean%20Power%20Plan%20Study%20Report.pdf>

Thank you!
Questions?



Renewable Energy Markets 2016

October 16-18, 2016 | San Francisco

www.renewableenergymarkets.com

#REM2016